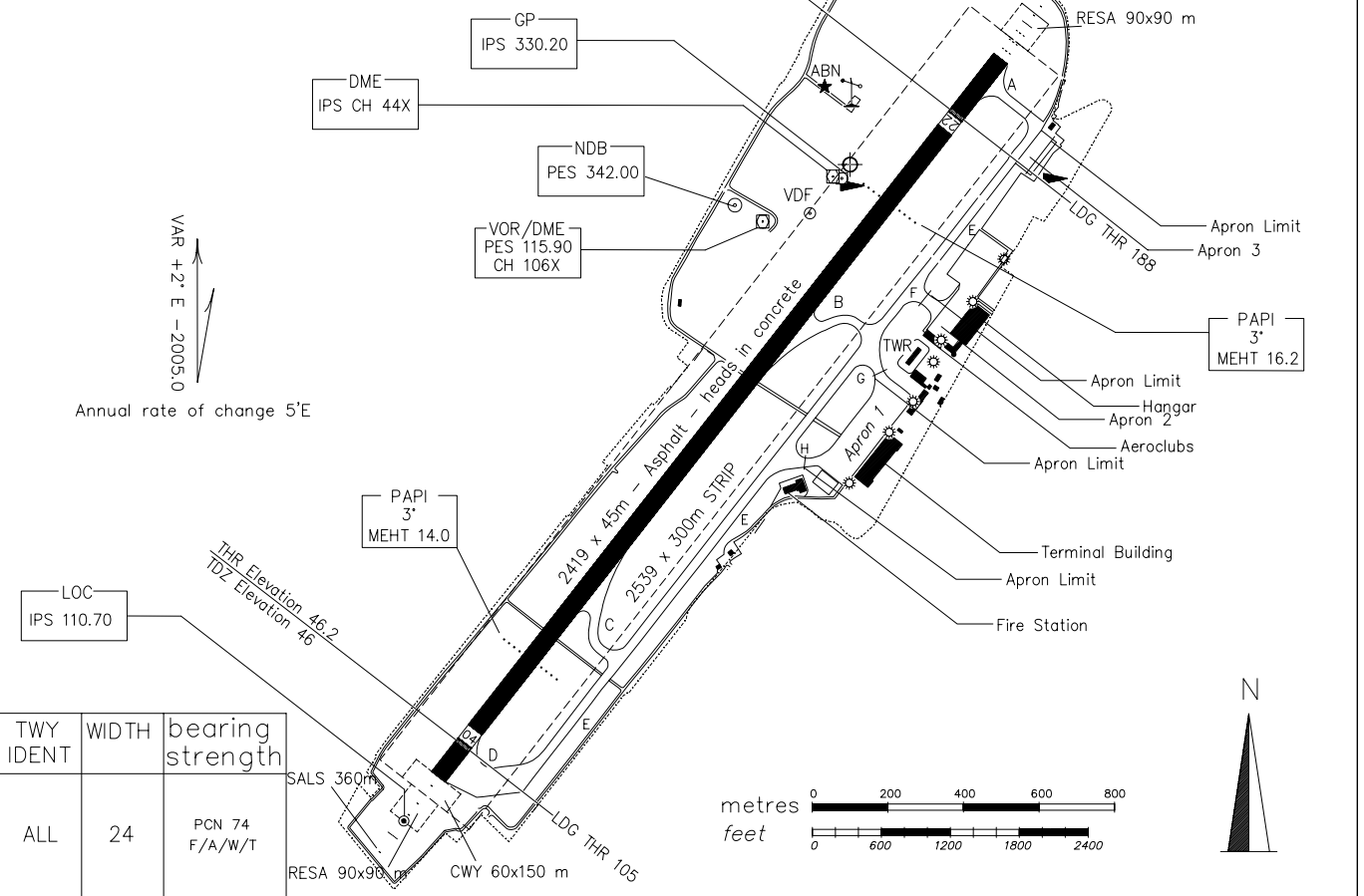
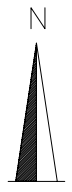
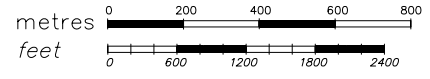


Bearings are magnetic Distances in metres Elevation in ft AMSL Coordinates WGS84	TWR 118.450	AD ELEV 48	PESCARA	
		APRON ELEV 35		

RWY	QFU	THR	bearing strength
04	036°	N 42°25'24.08" E 014°10'29.21"	PCN 74 F/B/W/T
22	216°	N 42°26'18.74" E 014°11'25.78"	



VAR +2° E -2005.0
Annual rate of change 5'E



CHANGE: updated chart

TWY IDENT	WIDTH	bearing strength
ALL	24	PCN 74 F/A/W/T

